



7-Hole Distribution Box



Tough Problem

Providing a simple, reliable, and permanent means for dividing septic tank effluent flow.



TUF-TITE Solution

A strong, stable, permanent, non-corrosive Tuf-Tite Distribution Box, with a Tuf-Tite Speed Leveler in each outlet.

NEW

Inspection Port Lid, standard with 16x16 distribution boxes.



Tuf-Tite® Distribution Box. THE TOUGH ONE!

- Injection molded
- Non-corrosive
- Simple to install
- Easy to level

In a septic environment, no other material can match in delivering a lifetime of trouble-free service. Tuf-Tite Distribution Boxes are injection molded, contains no fillers or foam.




Snap-in pipe seals

They're patented. Simply insert your PVC pipe and push it through the flexible, polyethylene Tuf-Tite seal. Pipes fit watertight. Installation couldn't be easier.



They're permanent

Unlike cement-based pipe grout, Tuf-Tite seals will not crack or corrode in septic conditions. They stay pliable and watertight permanently.



Stackable Riser

Easily extend the top of the box to grade, in 6" increments. Stackable Risers interlock firmly and accept a lid or grate.


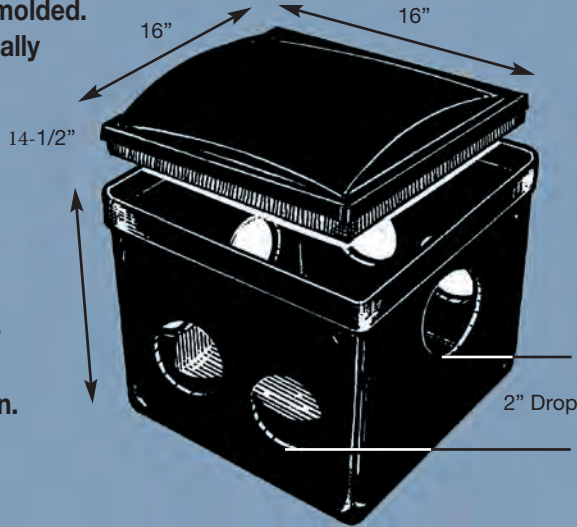


TUF-TITE®

7-Hole Distribution Box 7HD2

■ **Injection molded.**
Exceptionally strong.

■ **Patented snap-in pipe seals simplify installation.**



Optional Risers.
They stack, in 6" increments, to extend Box to grade.

Fittings included.
The 7HD2 comes complete with lid and 9 snap-in fittings of your choice.

INSTALLATION IS JUST THIS SIMPLE

1. Position the Distribution Box on level virgin soil. **Do not place box on a concrete slab.**
2. Install the inlet pipe and outlet pipes. Be sure the bottoms of all pipes rest on virgin soil.
3. Level the Distribution Box and all pipes as needed.
4. Backfill the pipes to within two feet of the Distribution Box. Recheck the level of the box, then backfill up to the top lid ridge.
5. Install and adjust Tuf-Tite Speed Levelers.
6. Place lid on the Distribution Box and finish backfilling.



S-35 Seal


S-85 plug/seal

Choice of Fittings

S-35 Pipe Seal, for:


- Sewer and Drain
- SDR 35 ■ ASTM 3034
- Thin Wall ■ 1500 Lb. Crush
- Schedule 40
- 4" Corrugated

S-85 Plug, for unused holes



Tuf-Tite Speed Levelers™

Control the flow of effluent from the Distribution Box. Simply insert a Speed Leveler into each outlet pipe. Rotate each Speed Leveler so the flow is distributed as desired. Available for 3" or 4" PVC pipe.



Versatile Options

Drain Grate. Black 16" x 16" grate. ADA compliant. Can be affixed to Box or Riser.

6" Riser. Stackable 16" x 16" Riser provides 6" elevation to the Box or Riser. Ribbed for added rigidity.



TUF-TITE®

Drainage and Septic Products

Tuf-Tite® Corporation

1200 Flex Court
Lake Zurich, Illinois 60047



*Water-tight
Lids and Risers
by Tuf-Tite®*